



Worthington
Creyssensac

BECAUSE
IMPROVEMENT
NEVER
STOPS



ROLLAIR AIR COMPRESSORS
ROLLAIR 16-31 & ROLLAIR 16-31 (V)


www.airwco.com

WORTHINGTON CREYSSENSAC'S HERITAGE



Creyssensac was founded in Nanterre (near Paris), France in 1934 by Elie Creyssensac and quickly became renowned in the automotive industry for developing high quality piston compressors.

In the mid nineteen sixties, screw compressors were added to the product portfolio while 1973 saw the merge with Worthington. This further expanded the influence of the company in the compressed air world and reinforced the distributor network.

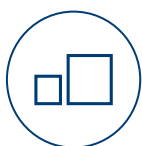
Today, its long-standing experience and continuous innovation ensure Worthington Creyssensac is a trusted partner for its customers.

DRIVEN BY TECHNOLOGY, DESIGNED BY EXPERIENCE

Discover what happens when passion for technology meets hands-on industrial experience: Designs that are easier to install and maintain, allowing you to focus on your job. Our extensive product range features the right machine for you – including the options that meet your performance requirements perfectly. High energy efficiency ensures return on investment and reduces your carbon footprint. And, because customer proximity is one of our hallmarks, you will always be one step ahead when your needs change.

THE POWER OF THE ROLLAIR & ROLLAIR V RANGE

The Rollair 16-31 (V) range provides high quality compressed air for a wide range of industrial applications. As a result of continuous investment in product development, the range ensures industry leading performances in air delivery and energy efficiency, guaranteeing our customers unrivalled energy savings for their operations.



A WIDE PRODUCT OFFER

- 4 power sizes: from 11 up to 22kW
- 4 pressure variants for Rollair fixed speed (7.5, 8.5, 10 and 13 bar)
- 2 pressure variants for Rollair V variable speed (10 and 13 bar)
- 3 configurations:
 - » Floor Mounted
 - » Floor Mounted + Dryer (T)
 - » Tankmounted (500L) + Dryer (T)



INDUSTRY LEADING PERFORMANCE

- A new and very powerful motor and air end combination provides top performances in Free Air Delivery and Specific Energy Consumption. This results in:
 - » More air per kW.
 - » Less energy per m³/h



HIGH SERVICEABILITY

- All consumables are located behind one panel.
- Hinged removable front and rear doors to facilitate service.
- Large doors for easy access.
- Full access on both sides: front and back.
- Cleaning and servicing is a one person job.



THE OPTIONS YOU NEED

- Graphic and integrated central controller.
- Energy recovery.
- ICONS (monitoring system)
- Integrated line filters
- ...and much more to customize your machine!



THE RIGHT FIT FOR EACH CUSTOMER



Check out these innovative features of the Rollair 16-31 (V) range and see how they provide you with a complete offer: high efficiency, easy maintenance and a low noise level.



HIGH QUALITY DRIVE TRAIN (GEAR TRANSMISSION)

- Gear drive technology (1) for industry leading energy efficiency and reliability.
- No long-term losses thanks to the combination of screw compressor technology and gear drive.
- All gear sets are sized to reach the air end's optimal performance range.
- In-house designed air ends (2) with high performance (Air Delivery and Energy Consumption).
- Standard IP55 Class F IE3 motor (3) on Rollair units.

OPTIMAL COOLING AND VENTILATION

- High efficiency radial fan (4) with low noise and low power consumption.
- Optimal cooling flow ensures low working temperatures.
- Oversized oil and air coolers (5) to keep low running temperatures even on hard conditions.


HIGH QUALITY AIR DELIVERY

- Internal cyclonic water separator with automatic drain (6) removes up to 90% of the moisture.
- An oversized dryer (7) isolated from the hot area of the compressor ensures maximum moisture removal.
- Optionally two line filters can be integrated in the package (G+C filters) ensuring clean air complying with ISO 8573-1: Class 1:4:2.



HIGHLY EFFICIENT AIR INTAKE FILTRATION AND OIL SEPARATION

- Fresh air is taken from the cold side (8) of the compressor improving compressing efficiency.
- Two micron encapsulated intake filters guarantee low pressure drop and only absolutely clean air inside the compressor air end.
- An oversized oil separation system (9) keeps pressure drop < 250 mBar, guaranteeing an energy efficient oil separation. This system also ensures low residual oil content < 2ppm, significantly reducing oil contamination in the down stream pneumatic equipment.




QUIET OPERATION

- Thanks to the improved noise insulation, the compressor works very quietly and can be placed near the workplace.

TIME PROVEN ELECTRICAL PACKAGE

- Designed according to IP 54, the electrical cubicle is protected against dust and water splashes, ensuring complete peace mind.
- Main components like the motor, electrical components and converter (10) are sourced from reputed suppliers with world wide support.





HOW TO OPTIMIZE YOUR ENERGY CONSUMPTION

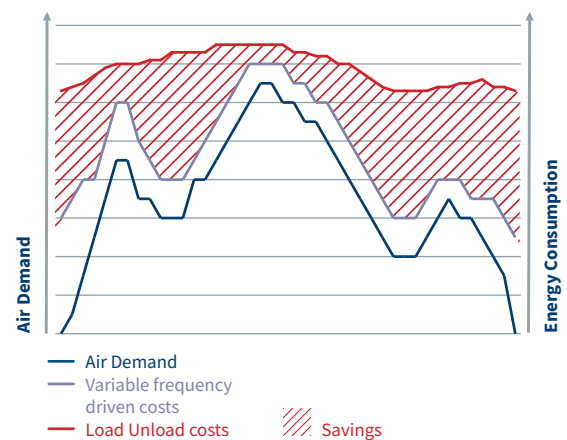
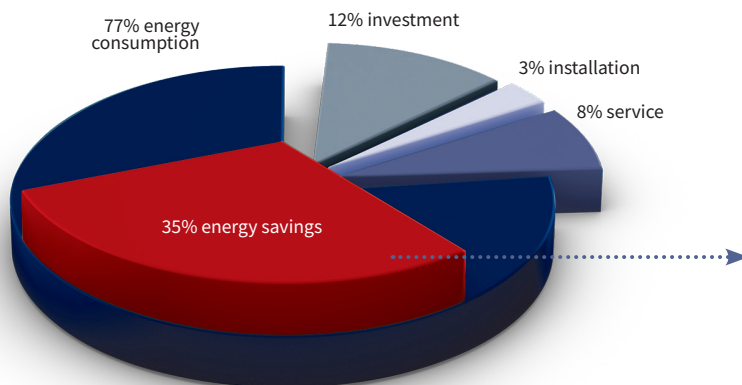
Energy costs represent about **70%** of the total operating cost of your compressor over a 5-year period.

That is why reducing the operating cost of a compressed air solution is a major focus.

VARIABLE SPEED TECHNOLOGY

For the right application, variable speed technology, can cut the energy bill of your compressor by up to **35%**.

- The variable frequency drive compressor matches air supply with demand therefore reducing energy consumption when the demand is lower. If the demand is stable then the Air Control controller guarantees a fixed set pressure.
- No unload cycles above 20% load.
- No peak current due to soft start.
- Improved efficiency thanks to the new direct driven transmission.



AIRLOGIC² T TOUCHSCREEN CONTROLLER



The new Airlogic² T controller is truly state-of-the-art, maximizing user-friendliness, efficiency and reliability. With a large 4,3" full-colour touchscreen display and 30+ languages, smooth control is at your fingertips. The integrated connectivity with remote monitoring possibilities enables full insight into your compressed air network and helps you to optimize and save energy.

CONTROL AND MONITORING FEATURES:

- Warning indications.
- Graphical indication service plan.
- Integrated ECO6i available as option to central control up to 6 compressors limiting the energy consumption and equalizing running hours across your whole system.
- Online visualization of running conditions.

MEET THE SUSTAINABLE SOLUTION

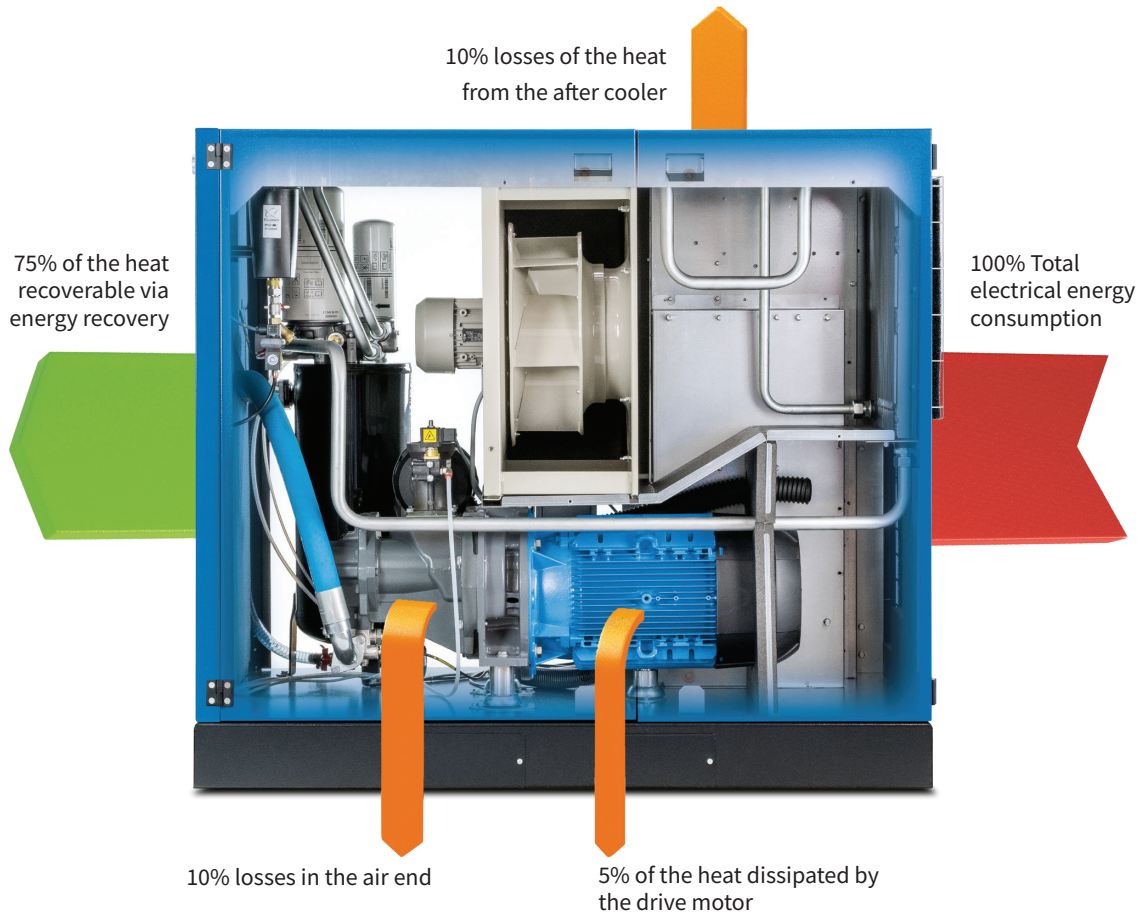
Reducing the amount of energy required to produce products and services is the future. Lower energy consumption not only brings financial savings but is also seen as a sustainable solution for the problem of greenhouse gas emissions.

The Rollair 16-31 (V) incorporates the latest technological developments in compressed air and ensures industry leading performances in Free Air Delivery and Specific Energy Requirements.

Enjoy the performance and energy efficiency of the Rollair 16-31 (V)!

IMPROVE YOUR ENERGY RECOVERY

When air is compressed, heat is formed. The excess heat can be captured with an energy recovery option and channeled to other applications allowing you to save energy and cut costs.




WATER COOLING RECOVERY

In the energy recovery units (optional) the oil circuit is pre-cooled with an oil/water heat exchanger. Water then becomes the fluid transport media to recover the oil temperature. The hot water resulting from this process can be used to heat radiators or water boilers, pre-heat supply water or hot tap water, and other industrial applications.

The energy recovery option integrates a heat exchanger on the oil circuit, which heats up the continuously pressurized water flow. The system is regulated automatically, and in case of limited water cooling capacity, the standard cooling system of the compressor will operate and backup the energy recovery device.

The energy recovery option is a simple mechanical system that requires no maintenance or electricity consumption, but offers you significant reductions in your energy costs.



OPTIONS TO OPTIMIZE YOUR OPERATIONS

A wide range of options enables you to get the most out of your Rollair 16-31 (V) compressor.


AIR TREATMENT

- **Built in dryer** to ensure dry air for the most demanding applications.
- **Integrated Line Filters (G+C filter)** to ensure a high level of air purity, in line with ISO 8573-1 Class 1:4:2.



SPECIFIC APPLICATIONS OR CONFIGURATIONS

- **Energy recovery pack** to recover up to 70% of the electrical energy consumption as warm water for showers, boilers etc.
- **Canopy heater** for installations exposed to low ambient temperatures.
- **Rain protection** for outdoor installations.
- **Foodgrade oil** for food & beverage applications.
- **8000h oil** to ensure longer service intervals.



CONTROL & MONITORING

- **Airlogic²T graphic touch controller** (standard on Rollair V - optional on Rollair).
- **EControl6i** integrated multiple compressor control for 4/6 compressors (with Airlogic² only).
- **ICONS** – remote monitoring system for additional convenience and compressor availability.

For further information on how our options can optimize your operations, please contact your local representative.



TECHNICAL SPECIFICATIONS

FIXED SPEED

Model	Max. working pressure bar	Reference working pressure bar	Free Air Delivery @ reference conditions*			Motor power		Noise level** dB(A)	Weight		
			m ³ /h	l/s	cfm	kW	hp		FM	FM Plus	500L Plus
Rollair 16	7,5	7,0	139	38,6	82	11	15	66	486	580	807
	8,5	8,0	116	32,3	68						
	10	9,5	104	29,0	61						
	13	12,5	81	22,6	48						
Rollair 21	7,5	7,0	171	47,4	100	15	20	67	494	588	815
	8,5	8,0	157	43,6	92						
	10	9,5	135	37,4	79						
	13	12,5	115	32,0	68						
Rollair 26	7,5	7,0	206	57,3	121	18,5	25	68	510	625	852
	8,5	8,0	195	54,2	115						
	10	9,5	170	47,2	100						
	13	12,5	147	40,8	86						
Rollair 31	7,5	7,0	243	67,4	143	22	30	69	525	641	868
	8,5	8,0	224	62,1	132						
	10	9,5	202	56,1	119						
	13	12,5	176	49,0	104						

* Unit performance measured according to ISO 1217, Annex C, latest edition.

** Noise level measured according to ISO 2151 2004.

TECHNICAL SPECIFICATIONS



VARIABLE SPEED

Model	Max. working pressure bar	Free Air Delivery @ reference conditions												Motor power		Noise level** dB(A)	Weight		
		Min. FAD*		Max. FAD*													FM	FM Plus	500L Plus
		m ³ /h	l/s	m ³ /h	l/s	m ³ /h	l/s	m ³ /h	l/s	m ³ /h	l/s	m ³ /h	l/s						
Rollair 16 V	10	44	12,3	138	38,2	135	37,6	120	33,4	107	29,7	n.a.	n.a.	11	15	66	477	571	798
13	42	11,7	115	31,9	112	31,2	113	31,5	103	28,6	81	22,6							
Rollair 21 V	10	57	15,8	178	49,5	173	48,1	161	44,6	148	41	n.a.	n.a.	15	20	67	485	579	806
	13	43	12,1	158	43,8	157	43,6	156	43,3	147	40,7	115	32,0						
Rollair 26 V	10	57	15,8	219	60,9	220	61,2	204	56,6	188	52,2	n.a.	n.a.	18,5	25	68	515	631	858
	13	46	12,8	193	53,7	192	53,4	190	52,9	183	50,9	147	40,8						
Rollair 31 V	10	57	15,9	263	73	265	73,6	240	66,7	218	60,5	n.a.	n.a.	22	30	69	531	647	874
	13	51	14,3	229	63,7	227	63,1	227	63	217	60,3	176	49,0						

* Unit performance measured according to ISO 1217, Annex C, latest edition.

** Noise level measured according to ISO 2151 2004.

DIMENSIONS

FIXED SPEED & VARIABLE SPEED

Rollair & Rollair V	Length	Width	Height
	mm	mm	mm
Floor Mounted units	1432	840	1278
Floor Mounted units with dryer (plus)	1926	840	1278
Tank Mounted units (500L) with dryer (plus)	1926	840	1900



CONTACT YOUR LOCAL AIR WORTHINGTON CREYSSENSAC REPRESENTATIVE



CARE

Care is what service is all about: professional service by knowledgeable people, using high-quality original parts.

TRUST

Trust is earned by delivering on our promises of reliable, uninterrupted performance and long equipment lifetime.

EFFICIENCY

Equipment efficiency is ensured by regular maintenance. Efficiency of the service organization is how Original Parts and Service make the difference.


www.airwco.com



6999010441