



Worthington
Creyssensac

BECAUSE
IMPROVEMENT
NEVER
STOPS



BH/BK/BL
INDUSTRIAL PISTON
COMPRESSORS

Need an industrial piston compressor? Worthington Creyssensac's 1.5-15 kW Blocair range combines top-quality design and performance with maximum operational flexibility. Giving you the very best in compressed air reliability and low cost of ownership, a BH, BK or BL is your wisest choice and a smart investment.



PREMIUM RELIABILITY

- Built to perform in extreme conditions and under high working pressures
- Long lifetime
- High-quality materials
- Low maintenance costs



IMPRESSIVE PERFORMANCE

- Intermittent or continuous use
- Energy-efficient direct drive
- Start-stop technology eliminates waste during unload



A FLEXIBLE CHOICE

- Large range of working pressures
- Oil-lubricated or oil-free models
- Power pack, base-mounted or tank-mounted
- Available with integrated dryer and filters for high air quality
- Wide range of options, including silent models
- OEM versions available



SUPERIOR QUALITY, TOP PERFORMANCE

We know you demand unquestionable performance and reliability from your compressor. That is why Worthington Creyssensac did not compromise on quality when we designed the Blocair. Using only premium components, the BH, BK and BL offer you a long lifetime and outstanding efficiency.



A FUTURE-PROOF INVESTMENT

A Blocair compressor is your ideal compressed air solution, now and in the future. Need air only intermittently? The BH, BK and BL will give you ease of use and efficiency. But they will also keep up with you as your air needs grow. While traditional piston compressors need cool-down periods, the BH, BK and BL can be used continuously without operational pauses or reduced component lifetime.

LOW COST OF OWNERSHIP

Minimizing operational costs was an important consideration in the design of our Blocair range. That is why its main components contribute to a low cost of ownership. The direct drive technology delivers major energy savings compared to belt-driven compressors. The one-bearing motor also adds to the compressor's efficiency by reducing mechanical friction. Easily accessible parts shorten maintenance (down)time.



SAVE SPACE

The BH, BK and BL can be placed in a compressor room or directly on your production floor. Typically, neither environment has much room to spare. That is why our piston range is ultra-compact. For example, the compressor block is directly coupled to the motor and is built with lightweight materials for easy installation in tight spaces.

OIL-LUBRICATED BH

If you are looking for a robust compressor that gives you premium efficiency and a long lifetime, the oil-injected BH will deliver. The single-stage BH offers minimal operating temperatures, oil carryover, and vibrations for optimal operation.



OIL-FREE BK

The BK is the ideal compressor for applications that require absolutely clean air. Thanks to its oil-free technology, the BK is 100% guaranteed free of oil vapors, aerosols and other lubricant contaminants, giving you ISO 8573-1 Class 0-certified clean air. The single-stage, two-cylinder reciprocating compressor offers a maximum working pressure of 10 bar (145 psi).




HIGH-PRESSURE BL


With its outstanding durability and efficiency, the two-stage oil-injected BL is the right solution for high-pressure applications such as laser cutting, PET blowing, stress testing, and plastic forming. The reciprocating compressor is available with a maximum pressure of 15, 20 or 30 bar (218, 290 or 435 psi).



TAILORED TO YOUR NEEDS



Power pack
compact and powerful,
perfect for OEM customers



Base-mounted
fully wired, plug-and-play
floor-mounted compressor



Tank-mounted
a compressor installed directly
on a 90, 270 or 500L tank



Full feature
a complete high air quality
solution with an integrated
compressor, dryer and filters

A POWERFUL PUMP

A compressor is only as good as its pump. That is why the Blocair has the best oil-free, oil-lubricated and high-pressure pumps in the business, to give you the best solution for your application at the lowest total cost of ownership.



LOW MAINTENANCE

- Easily accessible components and service points.
- Long maintenance intervals.
- Service kits available.





ROBUST

- Aluminum V-type pump heats up fast to vaporize any condensate, extending the lifetime of your equipment.
- Lightweight pump is perfectly balanced to minimize vibrations.
- Patented stainless steel inlet and outlet pump valves.
- Industrial unloader valve built for reliability in extreme conditions and high working pressures.
- Robust sealed ball bearings ensure a long lifetime.
- High-capacity cooling fan with protective fan cover provides optimal cooling flow on cylinders and aftercooler/intercooler.



ENERGY SAVINGS

- Direct drive motor (IP55, class F, 4 pole) without transmission losses delivers big energy savings compared to belt-driven compressors.
- Start-stop technology eliminates waste during the unload cycle.
- Silicon aluminum alloy cylinders with low tolerance finishing ensure extremely low clearance, minimized friction and higher free air delivery.



A RANGE OF OPTIONS

- Silencing hood
- Electronic condensate drain
- Oil level switch
- Low duty cycle option

TECHNICAL SPECIFICATIONS

BH

Description	Power		Tank	Pressure	Configura-tion	Free Air Delivery		Noise Lp(4m)		Voltage
	HP	kW				L.	bar	Type	l/min	
BH 20-10/0 PP 400/3/50 G3	2	1.5	0	10	PP	204	12.2	78	63	400/3/50
BH 20-10/0 BM 400/3/50 G3	2	1.5	0	10	BM	204	12.2	78	63	400/3/50
BH 20-10/90 TM 400/3/50 G3	2	1.5	90	10	TM	204	12.2	78	63	400/3/50
BH 20-10/90 TM 230/1/50 G3	2	1.5	90	10	TM	204	12.2	78	63	230/1/50
BH 20-10/270 FF 400/3/50 G3	2	1.5	270	10	FF	204	12.2	78	63	400/3/50
BH 30-10/0 PP 400/3/50 G3	3	2.2	0	10	PP	264	15.8	79	64	400/3/50
BH 30-10/0 BM 400/3/50 G3	3	2.2	0	10	BM	264	15.8	79	64	400/3/50
BH 30-10/90 TM 400/3/50 G3	3	2.2	90	10	TM	264	15.8	79	64	400/3/50
BH 30-10/90 TM 230/1/50 G3	3	2.2	90	10	TM	264	15.8	79	64	230/1/50
BH 30-10/270 TM 400/3/50 G3	3	2.2	270	10	TM	264	15.8	79	64	400/3/50
BH 30-10/270 FF 400/3/50 G3	3	2.2	270	10	FF	264	15.8	79	64	400/3/50
BH 55-10/0 PP 400/3/50 YD G3	5.5	4	0	10	PP	504	30.2	79	64	400/3/50
BH 55-10/0 BM 400/3/50 YD G3	5.5	4	0	10	BM	504	30.2	79	64	400/3/50
BH 55-10/270 TM 400/3/50 G3	5.5	4	270	10	TM	504	30.2	79	64	400/3/50
BH 55-10/270 FF 400/3/50 YD G3	5.5	4	270	10	FF	504	30.2	79	64	400/3/50
BH 75-10/0 PP 400/3/50 YD G3	7.5	5.5	0	10	PP	702	42.1	80	68	400/3/50
BH 75-10/0 BM 400/3/50 YD G3	7.5	5.5	0	10	BM	702	42.1	80	68	400/3/50
BH 75-10/270 TM 400/3/50 YD G3	7.5	5.5	270	10	TM	702	42.1	80	68	400/3/50
BH 75-10/500 FF 400/3/50 YD G3	7.5	5.5	500	10	FF	702	42.1	80	68	400/3/50
BH 100-10/0 PP 400/3/50 YD G3	10	7.5	0	10	PP	942	56.5	81	69	400/3/50
BH 100-10/0 BM 400/3/50 YD G3	10	7.5	0	10	BM	942	56.5	81	69	400/3/50
BH 100-10/500 TM 400/3/50 YD G3	10	7.5	500	10	TM	942	56.5	81	69	400/3/50
BH 100-10/500 FF 400/3/50 YD G3	10	7.5	500	10	FF	942	56.5	81	69	400/3/50

BK

Description	Power		Tank	Pressure	Configura-tion	Free Air Delivery		Noise Lp(4m)		Voltage
	HP	kW				L.	bar	Type	l/min	
BK 20-10/0 PP 400/3/50 G3	2	1.5	0	10	PP	186	11.2	82	69	400/3/50
BK 20-10/0 BM 400/3/50 G3	2	1.5	0	10	BM	186	11.2	82	69	400/3/50
BK 20-10/90 TM 400/3/50 G3	2	1.5	90	10	TM	186	11.2	82	69	400/3/50
BK 20-10/90 TM 230/1/50 G3	2	1.5	90	10	TM	186	11.2	82	69	230/1/50
BK 20-10/270 FF 400/3/50 G3	2	1.5	270	10	FF	186	11.2	82	69	400/3/50
BK 30-10/0 PP 400/3/50 G3	3	2.2	0	10	PP	240	14.4	83	70	400/3/50
BK 30-10/0 BM 400/3/50 G3	3	2.2	0	10	BM	240	14.4	83	70	400/3/50
BK 30-10/90 TM 400/3/50 G3	3	2.2	90	10	TM	240	14.4	83	70	400/3/50
BK 30-10/90 TM 230/1/50 G3	3	2.2	90	10	TM	240	14.4	83	70	230/1/50
BK 30-10/270 FF 400/3/50 G3	3	2.2	270	10	FF	240	14.4	83	70	400/3/50
BK 55-10/0 PP 400/3/50 YD G3	5.5	4	0	10	PP	492	29.5	83	70	400/3/50
BK 55-10/0 BM 400/3/50 YD G3	5.5	4	0	10	BM	492	29.5	83	70	400/3/50
BK 55-10/270 TM 400/3/50 G3	5.5	4	270	10	TM	492	29.5	83	70	400/3/50
BK 55-10/270 FF 400/3/50 YD G3	5.5	4	270	10	FF	492	29.5	83	70	400/3/50
BK 75-10/0 PP 400/3/50 YD G3	7.5	5.5	0	10	PP	660	39.6	84	74	400/3/50
BK 75-10/0 BM 400/3/50 YD G3	7.5	5.5	0	10	BM	660	39.6	84	74	400/3/50
BK 75-10/500 TM 400/3/50 YD G3	7.5	5.5	500	10	TM	660	39.6	84	74	400/3/50
BK 75-10/500 FF 400/3/50 YD G3	7.5	5.5	500	10	FF	660	39.6	84	74	400/3/50
BK 100-10/0 PP 400/3/50 YD G3	10	7.5	0	10	PP	930	55.8	86	77	400/3/50
BK 100-10/0 BM 400/3/50 YD G3	10	7.5	0	10	BM	930	55.8	86	77	400/3/50
BK 100-10/500 TM 400/3/50 YD G3	10	7.5	500	10	TM	930	55.8	86	77	400/3/50
BK 100-10/500 FF 400/3/50 YD G3	10	7.5	500	10	FF	930	55.8	86	77	400/3/50

BL

Description	Power		Tank	Pressure	Configura-tion	Free Air Delivery		Noise Lp(4m)		Voltage
	HP	kW				L.	bar	Type	l/min	
BL 20-15/0 PP 400/3/50 G3	2	1.5	0	15	PP	186	11.2	78	63	400/3/50
BL 20-15/0 BM 400/3/50 G3	2	1.5	0	15	BM	186	11.2	78	63	400/3/50
BL 20-15/90 TM 400/3/50 G3	2	1.5	90	15	TM	186	11.2	78	63	400/3/50
BL 30-15/0 PP 400/3/50 G3	3	2.2	0	15	PP	240	14.4	79	64	400/3/50
BL 30-15/0 BM 400/3/50 G3	3	2.2	0	15	BM	240	14.4	79	64	400/3/50
BL 30-15/90 TM 400/3/50 G3	3	2.2	90	15	TM	240	14.4	79	64	400/3/50
BL 55-15/0 PP 400/3/50 YD G3	5.5	4	0	15	PP	402	24.1	79	64	400/3/50
BL 55-15/0 BM 400/3/50 YD G3	5.5	4	0	15	BM	402	24.1	79	64	400/3/50
BL 55-15/270 TM 400/3/50 G3	5.5	4	270	15	TM	402	24.1	79	64	400/3/50
BL 75-15/0 PP 400/3/50 YD G3	7.5	5.5	0	15	PP	552	33.1	80	68	400/3/50
BL 75-15/0 BM 400/3/50 YD G3	7.5	5.5	0	15	BM	552	33.1	80	68	400/3/50
BL 75-15/270 TM 400/3/50 YD G3	7.5	5.5	270	15	TM	552	33.1	80	68	400/3/50
BL 100-15/0 PP 400/3/50 YD G3	10	7.5	0	15	PP	702	42.1	81	68	400/3/50
BL 100-15/0 BM 400/3/50 YD G3	10	7.5	0	15	BM	702	42.1	81	68	400/3/50
BL 100-15/270 TM 400/3/50 YD G3	10	7.5	270	15	TM	702	42.1	81	68	400/3/50
BL 20-20/0 PP 400/3/50 G3	2	1.5	0	20	PP	126	7.6	78	63	400/3/50
BL 20-20/0 BM 400/3/50 G3	2	1.5	0	20	BM	126	7.6	78	63	400/3/50
BL 20-20/90 TM 400/3/50 G3	2	1.5	90	20	TM	126	7.6	78	63	400/3/50
BL 30-20/0 PP 400/3/50 G3	3	2.2	0	20	PP	174	10.4	79	64	400/3/50
BL 30-20/0 BM 400/3/50 G3	3	2.2	0	20	BM	174	10.4	79	64	400/3/50
BL 30-20/90 TM 400/3/50 G3	3	2.2	90	20	TM	174	10.4	79	64	400/3/50
BL 55-20/0 PP 400/3/50 YD G3	5.5	4	0	20	PP	300	18.0	79	64	400/3/50
BL 55-20/0 BM 400/3/50 YD G3	5.5	4	0	20	BM	300	18.0	79	64	400/3/50
BL 55-20/270 TM 400/3/50 G3	5.5	4	270	20	TM	300	18.0	79	64	400/3/50
BL 75-20/0 PP 400/3/50 YD G3	7.5	5.5	0	20	PP	402	24.1	80	68	400/3/50
BL 75-20/0 BM 400/3/50 YD G3	7.5	5.5	0	20	BM	402	24.1	80	68	400/3/50
BL 75-20/270 TM 400/3/50 YD G3	7.5	5.5	270	20	TM	402	24.1	80	68	400/3/50
BL 100-20/0 PP 400/3/50 YD G3	10	7.5	0	20	PP	546	32.8	81	68	400/3/50
BL 100-20/0 BM 400/3/50 YD G3	10	7.5	0	20	BM	546	32.8	81	68	400/3/50
BL 100-20/270 TM 400/3/50 YD G3	10	7.5	270	20	TM	546	32.8	81	68	400/3/50
BL 150-20/0 PP 400/3/50 YD G3	15	11	0	20	PP	906	54.4	86	75	400/3/50
BL 150-20/0 BM 400/3/50 YD G3	15	11	0	20	BM	906	54.4	86	75	400/3/50
BL 150-20/270 TM 400/3/50 YD G3	15	11	270	20	TM	906	54.4	86	75	400/3/50
BL 200-20/0 PP 400/3/50 YD G3	20	15	0	20	PP	1080	64.8	86	78	400/3/50
BL 200-20/0 BM 400/3/50 YD G3	20	15	0	20	BM	1080	64.8	86	78	400/3/50
BL 200-20/270 TM 400/3/50 YD G3	20	15	270	20	TM	1080	64.8	86	78	400/3/50
BL 30-30/0 PP 400/3/50 G3	3	2.2	0	30	PP	150	9.0	79	64	400/3/50
BL 30-30/0 BM 400/3/50 G3	3	2.2	0	30	BM	150	9.0	79	64	400/3/50
BL 55-30/0 PP 400/3/50 YD G3	5.5	4	0	30	PP	264	15.8	79	64	400/3/50
BL 55-30/0 BM 400/3/50 YD G3	5.5	4	0	30	BM	264	15.8	79	64	400/3/50
BL 75-30/0 PP 400/3/50 YD G3	7.5	5.5	0	30	PP	384	23.0	80	68	400/3/50
BL 75-30/0 BM 400/3/50 YD G3	7.5	5.5	0	30	BM	384	23.0	80	68	400/3/50
BL 100-30/0 PP 400/3/50 YD G3	10	7.5	0	30	PP	510	30.6	81	68	400/3/50
BL 100-30/0 BM 400/3/50 YD G3	10	7.5	0	30	BM	510	30.6	81	68	400/3/50
BL 150-30/0 PP 400/3/50 YD G3	15	11	0	30	PP	558	33.5	85	76	400/3/50
BL 150-30/0 BM 400/3/50 YD G3	15	11	0	30	BM	558	33.5	85	76	400/3/50
BL 200-30/0 PP 400/3/50 YD G3	20	15	0	30	PP	1020	61.2	86	80	400/3/50
BL 200-30/0 BM 400/3/50 YD G3	20	15	0	30	BM	1020	61.2	86	80	400/3/50

Unit performance measured according to ISO 1217, Annex C, latest edition.
Noise level measured according to ISO 2151 2004.



Contact your local Worthington Creyssensac representative



Care

Care is what service is all about: professional service by knowledgeable people, using high-quality original parts.

Trust

Trust is earned by delivering on our promises of reliable, uninterrupted performance and long equipment lifetime.

Efficiency

Equipment efficiency is ensured by regular maintenance. Efficiency of the service organization is how Original Parts and Service make the difference.



www.airwco.com

